

Summary of the labor force survey in Thailand : January 2015

Table 1 Comparison of population aged 15 years and over by labor force status

Unit : million

Labor force status	2014				2015
	Jan	Feb	Nov	Dec	Jan
Persons over 15 years	54.65	54.69	54.99	55.02	55.06
1. Total labor force	38.43	38.31	38.47	38.96	38.01
1.1 employed	37.79	37.74	38.16	38.66	37.36
1.2 unemployed	0.36	0.33	0.21	0.22	0.40
1.3 seasonally	0.28	0.24	0.10	0.08	0.25
2. Not in labor force	16.22	16.38	16.52	16.06	17.05

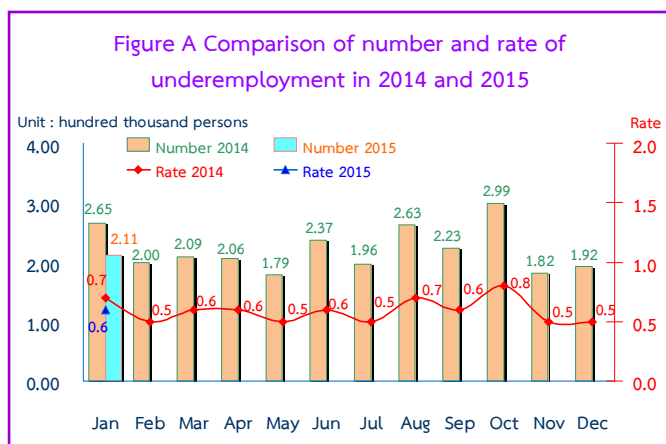
Table 2 Comparison of number of employed persons by industry

Unit : Million

Industry	2014				2015
	Jan	Feb	Nov	Dec	Jan
Total	37.79	37.74	38.16	38.66	37.36
1. Agricultural	11.71	11.84	13.15	13.46	11.23
- Agriculture, forestry and fishing	11.71	11.84	13.15	13.46	11.23
2. Non-Agricultural	26.08	25.90	25.01	25.20	26.13
- Manufacturing	6.30	6.60	6.35	6.62	6.65
- Construction	2.18	2.41	2.08	2.18	2.28
- Wholesale and retail trade; repair of motor vehicles and motorcycles	6.71	6.24	6.02	5.96	6.29
- Transportation and storage	1.28	1.18	1.27	1.11	1.21
- Accommodation and food service activities	2.69	2.66	2.60	2.60	2.64
- Financial and insurance activities	0.59	0.58	0.64	0.44	0.53
- Real estate activities	0.17	0.19	0.16	0.15	0.21
- Public administration defence and compulsory social security	1.65	1.56	1.59	1.53	1.63
- Education	1.16	1.17	1.11	1.24	1.17
- Human health and social work activities	0.64	0.74	0.78	0.68	0.67
- Other service activities	0.75	0.74	0.68	0.75	0.72
- Others	1.96	1.83	1.73	1.94	2.13

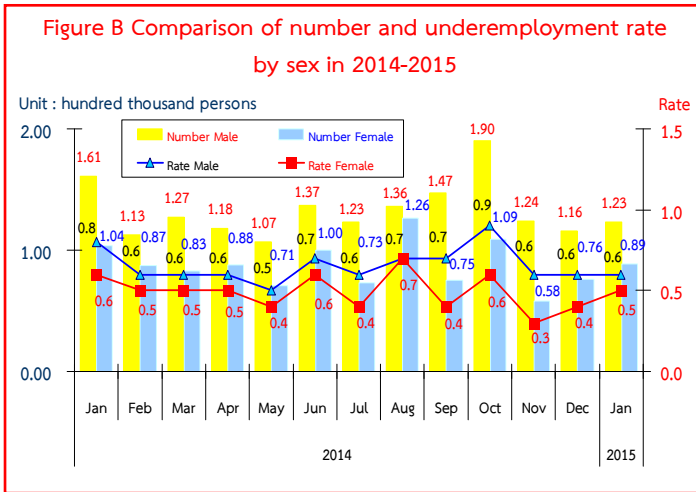
The results of Labor Force Survey in January 2015 showed that there are population, aged 15 years and over, of about 55.06 million persons. Of these 38.01 million were in the labor force or available for work (37.36 million were employed, 0.40 million were unemployed and 0.25 million were seasonally inactive labor force), while 17.05 million were not in the labor force or not available for work, such as housewives, students or elderly.

There were 37.36 million employed persons, which 11.23 and 26.13 million were in agriculture and non-agriculture sectors, respectively. Comparing with January in 2014, it was shown that the number of employed persons in agriculture sector decreased by 0.48 million, but non-agriculture sector increased by 50 thousand. This increment was found in various industries e.g. 0.35 million in manufacturing, 0.10 million in construction, 40 thousand in real estate activities, 30 thousand in human health and social work activities and 10 thousand in education. However, a decrease in some other industries was found e.g., 0.42 million in wholesale and retail trade, repair of motor vehicles and motorcycles, 70 thousand in transportation and storage, 60 thousand in financial and insurance activities, 50 thousand in accommodation and food service activities, 30 thousand in other service activities and 20 thousand public administration defence and compulsory social security and the rest shared in the other industries.



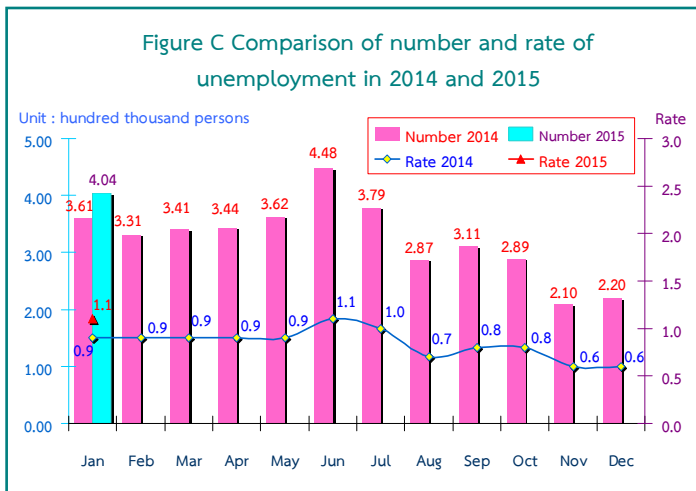
Remark : Underemployment worker is a worker who working less than 35 hours per week and available for additional work.

Considering the number of underemployed workers and available for additional work, there were 0.21 million or 0.6% of the total employed persons.

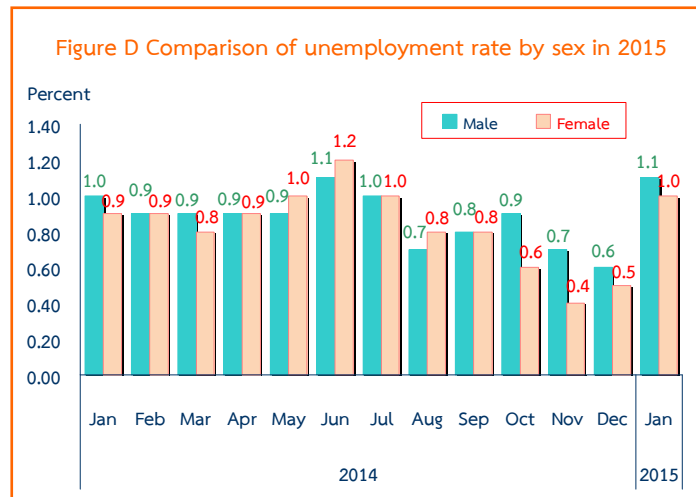


Considered underemployment rate by sex, it was shown that the overall underemployment rate of male was higher than female.

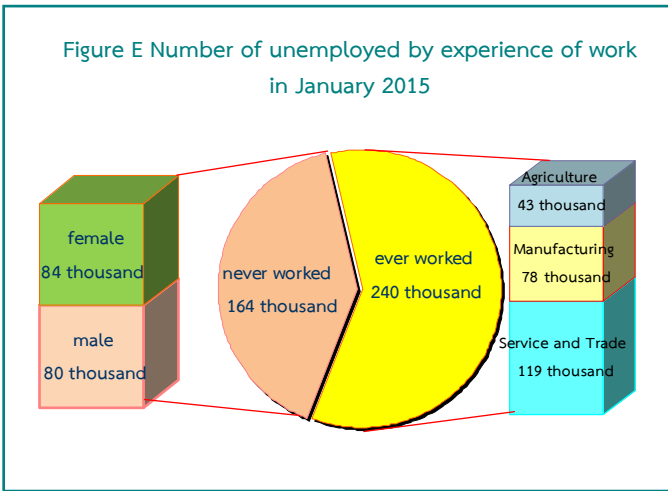
In January 2015, underemployment rate of male (0.6%) and female (0.5%).



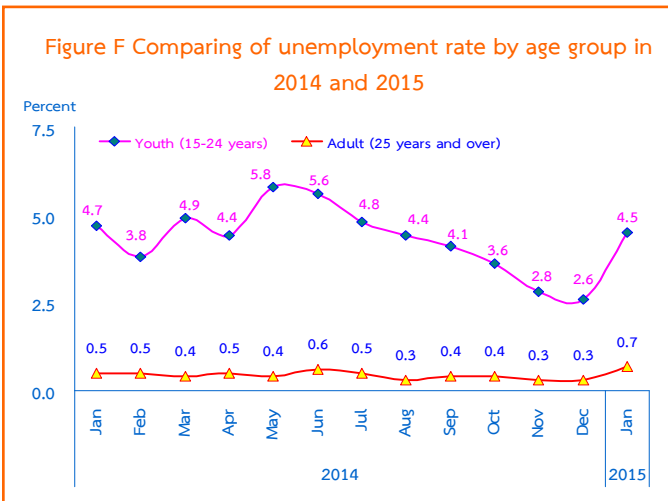
In January 2015, the total number of unemployed persons were 0.40 million or 1.1% of the total labor force and increased of 43 thousand (from 0.36 million to 0.40 million) comparing to the same period as in 2014. And, it showed an increase of 0.18 million (from 0.22 million to 0.40 million) in December 2014.



Comparing to the unemployment rate by sex in January 2015, it was found that, unemployment rate of male was higher than female (1.1% and 1.0% respectively).

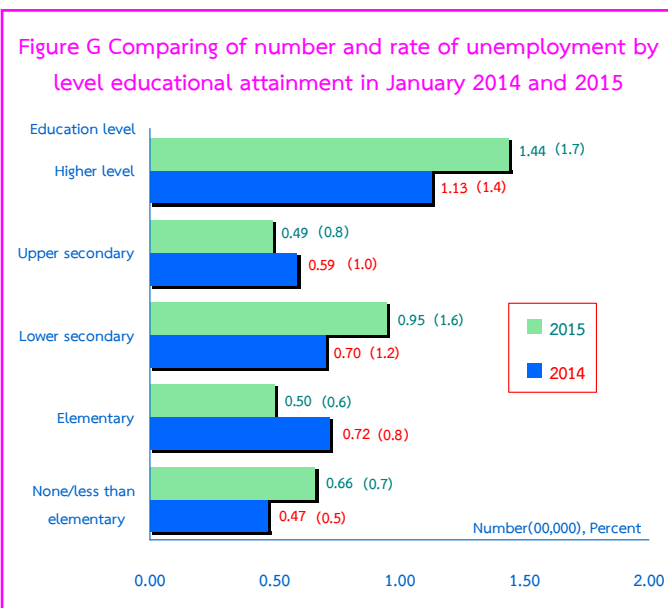


Out of 0.40 million, there were 0.16 million having never worked (80 thousand were male and 84 thousand were female) and 0.24 million had ever worked, among these, the number of unemployed persons who ever worked increased by 22 thousand (from 0.22 million to 0.24 million), comparing to the same period as in 2014. It was found that 0.24 million distributed in 3 sectors i.e. 0.12 million in services and trade, 78 thousand in manufacturing and 43 thousand in agriculture.



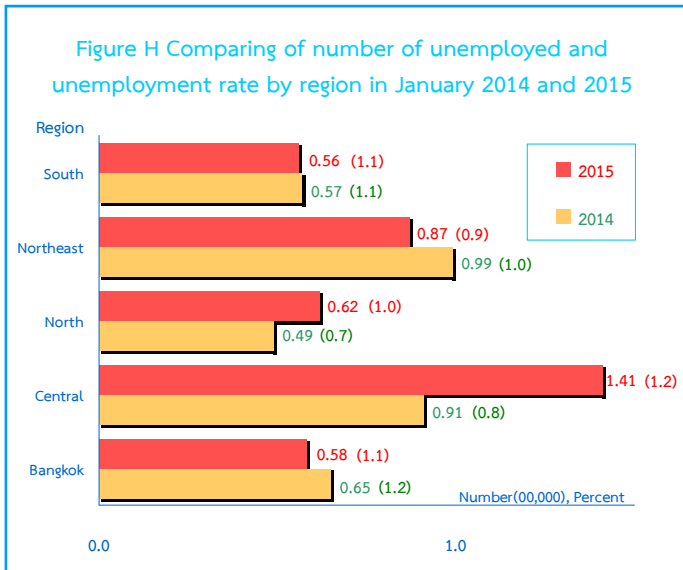
Regarding the unemployment rates by age groups, there were 4.5% in a youth group (aged 15-24 years) and 0.7% in adults group (age 25 years and over).

The unemployment rate in the youth group decreased from 4.7% to 4.5% comparing to the same period as in 2014, but increased from 2.6 % to 4.5% comparing to December in 2014.



For level of educational attainment of unemployed persons in January 2015, it was found that most of them had higher level (144 thousand or 1.7%), followed by those with lower secondary level (95 thousand or 0.7%), illiterate and less than primary level (66 thousand or 0.7%), primary level (50 thousand or 0.6%) and upper secondary level (49 thousand or 0.8%).

Comparing to the same period in 2014, the result showed that the number of unemployed persons with higher level increased of 31 thousand, lower secondary level increased of 25 thousand and illiterate less than primary level increased of 19 thousand. However, those with primary level decreased of 22 thousand and upper secondary level decreased of 10 thousand.



Concerning the number of unemployed and the unemployment rate by region, it was found that those in the Central was the highest with (141 thousand or 1.2%), followed by the Northeast (87 thousand or 0.9%), the North (62 thousand or 1.0%), Bangkok (58 thousand or 1.1%) and the South (56 thousand or 1.1%).

Comparing to the same period as in 2014, the number of unemployment persons of the whole kingdom increased from 0.36 million to 0.40 million. And concerning by region, it increases in the Central and the North. However, a decrease in the Northeast, Bangkok and the South.