

The National Statistical Office has collected data on permitted area both new construction, and addition or alteration since 1966. The data use for calculating the National Account, Real estate Indicators and for policy maker on economics and social development plan.

Data presented are the permitted construction area by municipal areas and Sub-District administrative organization with in building control regulation under the Construction Control Act : B.E. 2522 in 3Q12 of the nation. The main findings are follows as;

1. Number of permitted and construction area

In 3Q12, the total permitted number of new construction building and addition or alteration were 44,641 persons, composed of 38,663 persons of construction building and 5,978 persons of civil engineering construction.

1.1 Construction building

The permitted of construction building with the floor area of about 19.8 million square meters Most of them (98.2%) were new Construction

and those of addition or alteration were 1.8%.

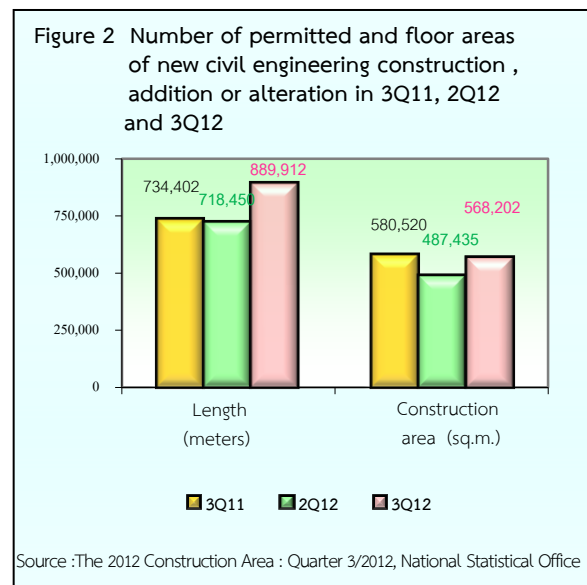
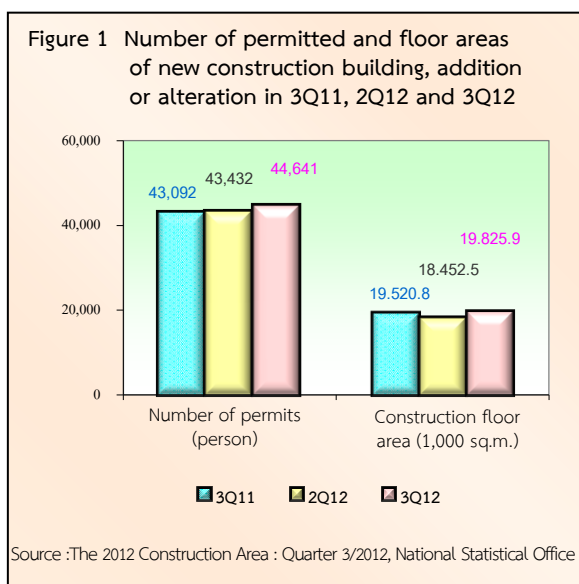
Comparing to the 2Q12, the permitted number of new construction increased by 0.9% and floor area increased by 7.4%. If compare to the 3Q11, the permitted number increased by 5.5% and floor area increased by 1.6%.

(Figure 1)

1.2 Civil engineering construction

For the civil engineering construction, the permitted number of about 5,978 persons, most of them (99.5%) were new construction and 0.5% was addition or alteration. In term of floor area such as the Car Park, Sport Ground, Petrol Station, Advertising Board, Swimming Pool, etc., there were totally 568,202 square meters. In term of the length of civil engineering construction such as Water-Drain, Road, Fence/Wall, Bridge, Dam etc., there were totally 889,912 meters.

Compared with 2Q12, the permitted number increased 5.7%. The floor area and the length of the construction increased by 16.6% and 23.9% respectively. (Figure 2)



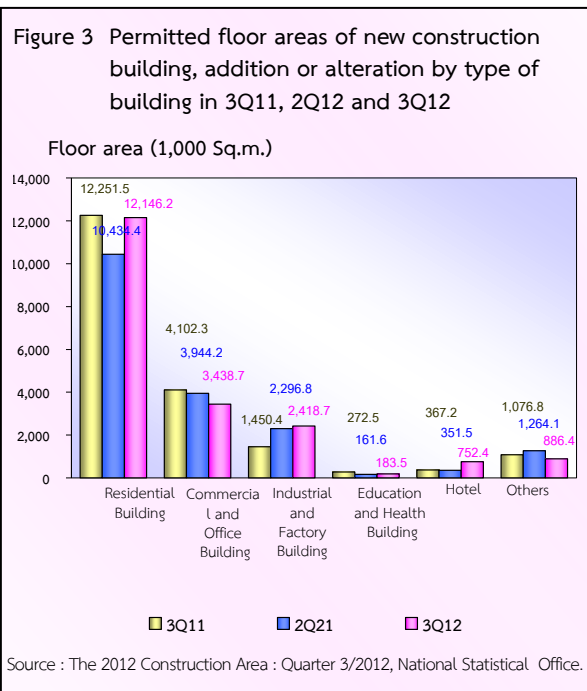
Compared to the 3Q11 it was found that the permitted number of construction increase about 12.7% and the length of construction increased by 21.2% But floor area decrease 2.1%. (Figure 2)

2. Type of construction building

2.1 The construction building

The Residential Buildings floor area of permitted were 12.1 million square meters (61.3%). Followed by Commercial and Office Building were 3.4 million square meters (17.3%). The Industrial and Factory Building were 2.4 million square meters (12.2%). For Hotel Buildings about 0.75 million square meters (3.8%). Education and Health Building were 183,499 square meters.

The overall permitted construction floor area (19.8 million square meters) increased of 7.4% from 2Q12, especially the Hotel Buildings increased by 114.1%. The Construction area for Residential Buildings increased about 16.4%.



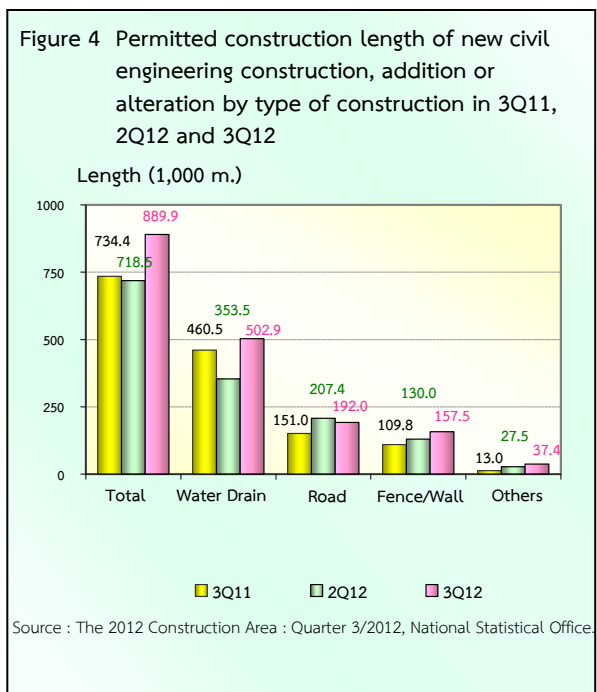
For Education and Health Building increase about 13.5%. Industrial and Factory Building increase about 5.3%. But the Commercial and Office Building decreased of 12.8%.

Compared to the 3Q11 it was found that the permitted of construction floor area of about 19.8 million square meters or increased by 1.6%. (Figure 3)

2.2 The civil engineering construction

For the civil engineering construction, the Water Drain of construction permitted about 502,923 meters (56.5%), there were 192,042 meters (21.6%) of Road and about 157,515 meters (17.7%) of Fence/Wall

The total length (meters) of civil engineering construction permitted were 889,912 meters, increased 23.9% from 2Q12, and increased 21.2 % from 3Q11. (Figure 4)



The floor area of civil engineering construction in term of the floor area such as Car Park was permitted 266,522 square meters (46.9%), Petrol Station was 56,296 square meters (9.9%). Advertising Board was 26,953 square meters (4.7%), And Sport Ground was

17,315 square meters (3.0%).

Compared to the 2Q12, the overall permitted construction floor area were 568,202 square meters increased by 16.6%, but decreased by 2.1% from 3Q11. (Figure 5)

