

## Executive summary

The survey on Smoking Behavior of the population has been undertaken since 1976. From 2001, the survey's title has been changed to "the Cigarette Smoking and Drinking Behavior of the population", this is the 13<sup>th</sup> round. The data were collected from members aged 11 years and over of sampled households, during March-May 2011. The report presents the results of the population aged 15 years and over for the purposes of international comparison recommended by WHO.

The results of the survey are summarized below;

### 1. Smoking

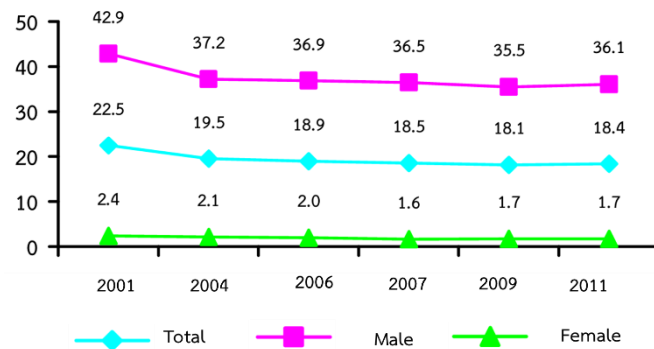
From the 2011 survey results, it showed that among 53.9 million population, aged 15 years and over, there were 11.5 million people (21.4%) smoked, with this 9.9 million (18.4%) were regular smoker and 1.6 million (2.9%) were occasional ones. It also showed that male smokers was 20 times (41.7% and 2.1%) higher than females. Proportion of smokers in non-municipal area were higher than those in municipal area (23.5% and 17.3%, respectively), or about 1.4 times.

**Table 1. Population aged 15 years and over by smoking behavior, sex and area: 2011**

Sex and Area	Population (15 years and over)	Smoker			Percentage of Smoker
		Total	Male	Female	
<b>Total</b>	<b>53869.2</b> <b>(100.0)</b>	<b>11511.6</b>	<b>9937.1</b> <b>(18.4)</b>	<b>1574.5</b> <b>(2.9)</b>	<b>21.4</b>
Male	26192.1	10919.0	9458.5	1460.5	41.7
Female	27704.1	592.6	478.6	114.0	2.1
<b>Area</b>					
Municipal area	18,585.6	3,219.0	2,726.5	492.5	17.3
Non-municipal area	35,310.6	8,292.6	7,210.6	1,082.0	23.5

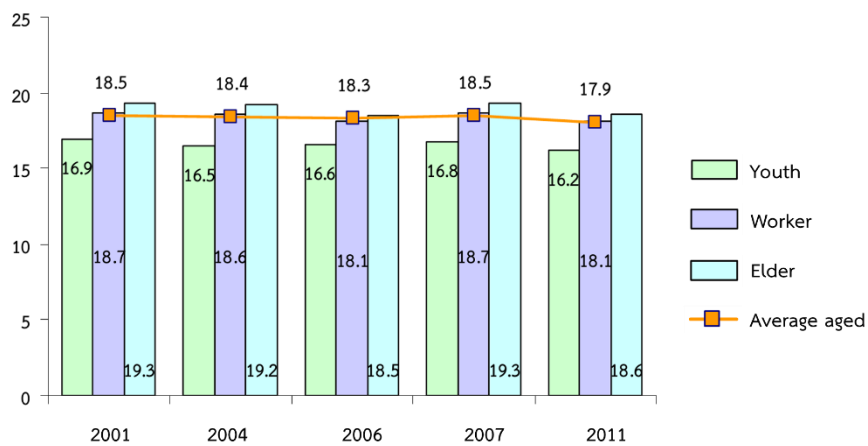
Considering smoking behavior of the population aged 15 years old and over, the results showed that during 2001-2009 the regular smokers tended to decrease, but in 2011 it slightly increased from 18.1% (2009) to 18.4%. Between two sexes, male smokers increased from 35.5% to 36.1, while it was stable in female group.

Chart 1. Comparison of smoking behavior by sex; 2001-2011



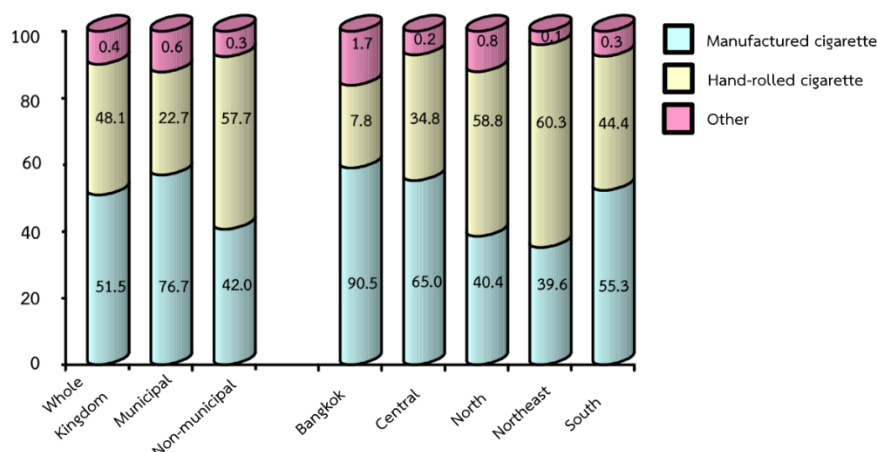
The survey results showed that the smokers were younger and younger over time that is the starting average age of smokers decreased from 18.5 years old (2007) to 17.9 years old (2011). It happened in all age groups, particularly, the youth group (15-24 years old) decreased significantly comparing to other groups (17 years old in 2007 to 16.2 years old in 2011).

Chart 2 The starting average age of smokers by age group; 2001-2011



The results showed that about half (51.5%) of smokers smoked manufactured cigarette, followed by hand-rolled cigarette (48.1%) which was more popular in non-municipal area than in municipal area (about 3 times higher), due to cheaper price. Considering by region, manufactured cigarette were popular in Bangkok, the Central and the South (90.5%, 65.0% and 55.3, respectively), while hand-rolled cigarette were popular in the Northeast and the North (60.3% and 58.8%, respectively). For other kinds of cigarette; pipe and cigar were also popular in Bangkok and the North (1.7% and 0.8, respectively).

Chart 3 Kind of cigarette, with popularity among smoker by area and region; 2011



## 2. Drinking

From the 2011 survey results, it showed that among 53.9 million population aged 15 years and over, there were 17.0 million people (31.5%) drinking during the last 12 months before the date of interview. It also showed that proportion of male drinking alcohol was 5 times higher than that of females. Considering age group, most of the people in working group (25-59 years old) were found drinking (37.3%). Moreover, it was found that elderly group (more than 60 years old) drank with rather high proportion, about 16.6%. The starting average age of the drunk was 20.3 years old, and males drank at the younger age than females (19.4, 24.9 years old, respectively).

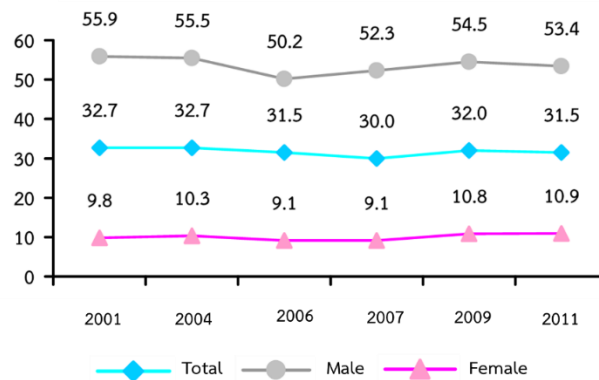
Table 2 Drinking characteristics; 2011

Sex and Aged group	Population (15 years and over)	Drinking population	Percentage of drinking population	Average starting age
<b>Total</b>	<b>53869.2</b>	<b>16992.0</b>	<b>31.5</b>	<b>20.3</b>
Male	26,192.0	13,979.4	53.4	19.4
Female	27,704.2	3,012.6	10.9	24.9
<b>Aged group (year)</b>				
15-24 years	10,405.0	2,462.7	23.7	17.2
25-59 years	35,272.3	13,166.3	37.3	20.6
60 years and over	8,218.8	1,363.0	16.6	23.5

Considering drinking behavior of population aged 15 years old and over, during 2001-2007 it shared that the drunk tended to decrease (from 32.7% to 30.0%), but it fluctuated during 2009-2011 while considering with two sexes: males were drinking about 5 times higher

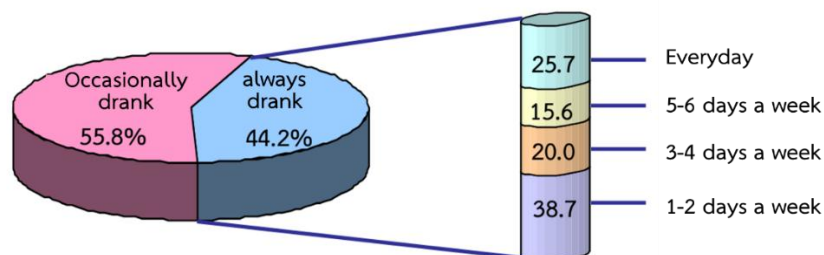
than females. Observing in 2009, proportion of females drunk slightly increased (10.8% to 10.9), while that of males decreased (54.5% to 53.4%).

**Chart 4. Comparison of drinking rate by sex; 2001-2011**



Considering drinking behavior, out of 17.0 million drinking people, there were 9.5 million (55.8%) occasionally drank, 7.5 million (44.2%) always drank; almost every day (5 days or more per week) with rather high proportion (41.3%), and every day was about 25.7%.

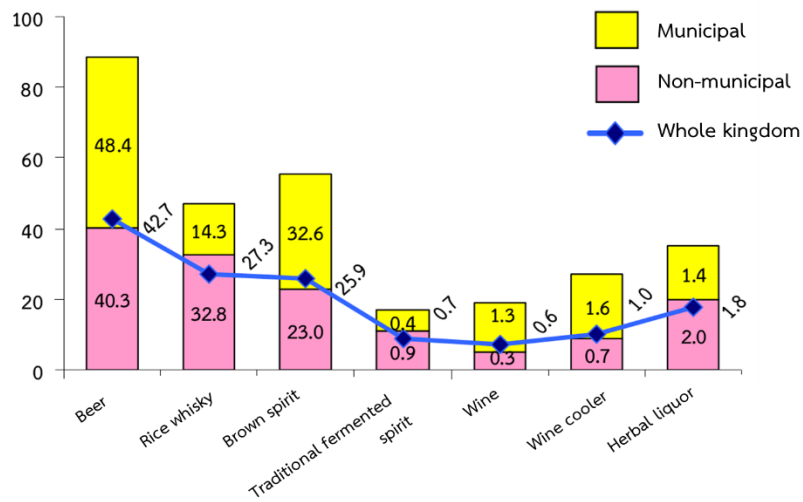
**Chart 5 Frequency of drinking; 2011**



*\*\* Occasion all drinking refers to drinking 1-3 days a month or less.*

The survey revealed that most of the drinkers 42.7% like drinking beer (42.7%), followed by rice whisky and brown spirits (27.3% and 25.9%). Considering by area, beer and brown spirits were popular in municipal area while beer and rice whisky were popular in non-municipal area (40.3% and 32.8%). For other kinds of alcohol; wine were popular in municipal area but herbal liquor and traditional fermented spirits were popular in non-municipal area.

Chart 6. Kinds of alcohol drinking; by area 2011



Asking about problems resulted from household members drinking alcohol, the survey results showed that there are alcohol-related violence such 36.6% were facing with domestic violence/relationship issue, followed by suffering in occupation and encountering accident (25.7% and 23.1%), and violence in the public (14.6%). It was observed that domestic violence was found higher proportion in non-municipal area than in municipal area (37.5% and 34.2%).

Chart 7 Problem from alcohol-related drinking behavior; 2011

