

Executive Summary

The 2012 Skill Development Survey

The National Statistical Office (NSO) has conducted the Skill Development Survey since 1995. For the first time, the questions of this survey were incorporated in the first quarter (February) of the Labour Force Survey (LFS). For the second one in 1999, this survey was conducted together with the first (February) and the third (August) quarters of the LFS, then it has been conducted annually since 2001 during January – March. The aims of this survey were to obtain related information for planning, monitoring and evaluation on the operation on human resource development to meet with the labour’s policies and entrepreneurs’ needs. This survey collected data from the population aged 15 years and over, residing in 83,880 sampled households.

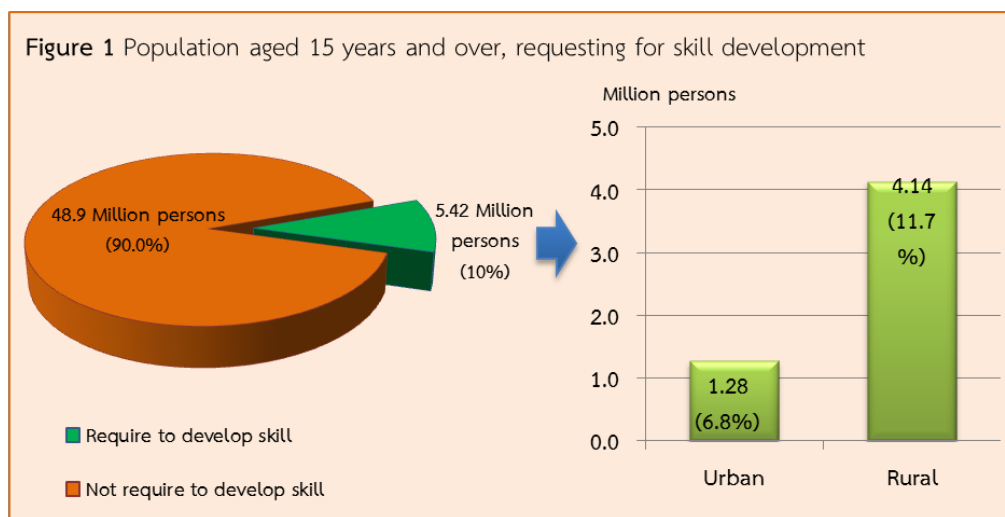
The results of the 2012 Skill Development Survey present the requirement to development skill of population aged 15 years and over, in terms of, courses for skill development as well as needs from the government requested by the unemployed persons.

Major Findings

1. A desire for skill development

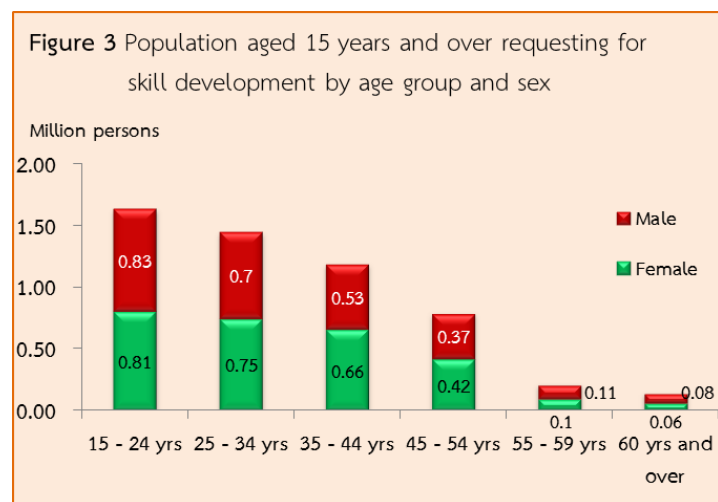
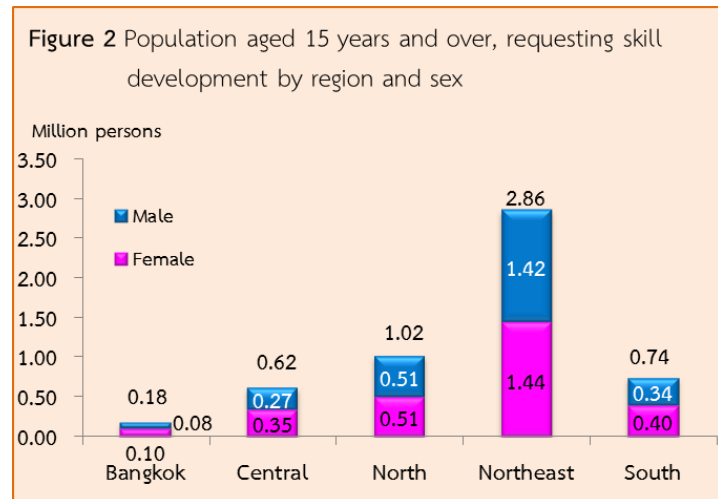
The results of the survey showed that there were 54.33 million persons, aged 15 years and over, about 10 per cent (5.42 million persons) requested to develop their skills.

When considering by area, the population in urban area, of about 1.28 million persons (6.8 per cent) requested to develop their skill, even more proportion, of about 4.14 million persons (11.7 per cent) of population in the rural area.



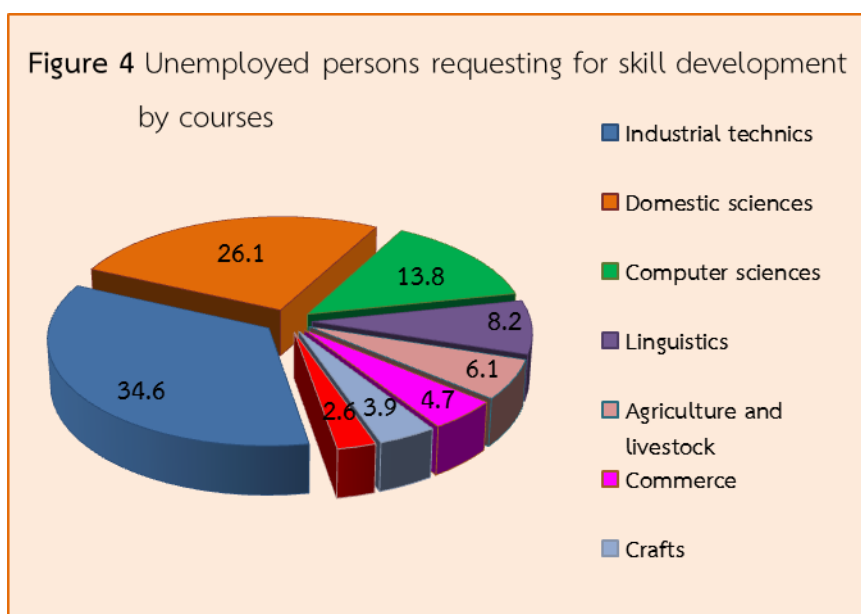
For the regions, the highest population, requesting skill development (2.86 million persons) was found in the Northeastern region, followed by the Northern region (1.02 million persons), the Southern region (0.74 million persons), the Central region (0.62 million persons), the least was in Bangkok (0.18 million persons).

There were different proportions in a demand of skill development in each age group, that is, there were 1.64 million persons of 15 – 24 years group (Youth), 1.45 million persons in group 25 – 34 years old, 1.19 million persons in group 35 – 44 years old, 0.79 million persons in group 45 – 54 years old, 0.21 million persons in group 55 – 59 years old and the least number, of about 0.14 million persons were in group 60 years old and over.



2. The requirement of unemployed persons to develop their skill

The results showed that the unemployed persons were interested in training for skill development in various courses. For example, 34.6 per cent were interested in industrial technics (automotive mechanic, electrician, building contractor etc.), 26.1 per cent in domestic sciences (chef, beautician and tailor etc.), 13.8 per cent in computer sciences, 8.2 per cent in linguistic, 6.1 per cent in agriculture and livestock (cultivation, plant propagation, livestock and natural fertilizer maker etc.), 4.7 per cent in commerce, 3.9 per cent in crafts and 2.6 per cent in management and travel.



3. The requirement of unemployed persons in getting supports from the government

The requirements of unemployed persons to get supports from the government were an assistance in seeking a job (78.7 per cent), most of them needed to work in their provinces, followed by a desire of fund for freelance job (13.5 per cent), a support in agriculture 4.1 per cent, a support in skill development (2.2 per cent), a desire of information about labour market (1.1 per cent) and a support in educational welfare and others 0.4 per cent.

